






























SEW-ON ARTICLES
















Sew-on Articles are loose crystals that can be easily sewn either by hand, or with a standard domestic or industrial embroidery sewing machine onto any kind of textile or accessory. Sew-on Articles come in two holes, with round and oval holes for use in a wide range of decorative applications, from fine embroidery to jewelry. Lochrosen are crystals with just one hole. Sew-on Articles have rounded edges around the holes to guarantee thread protection.

Sew-on Articles are perfect to transform textiles and fashion accessories into bespoke luxury items. The most important items in this product group are art. 3188 XIRIUS Lochrose and art. 3288 XIRIUS Sew on Stone, which feature the most progressive and unique cut on the market: multilayer cut technology, creating the inspiring XIRIUS star design.











COLORS

-  **Crystal**
001
-  **White Opal**
234
-  **Light Silk**
261
-  **Light Peach**
362
-  **Vintage Rose**
319
-  **Light Rose**
223
-  **Blush Rose**
257
-  **Light Siam**
227
-  **Scarlet**
276
-  **Fuchsia**
502
-  **Amethyst**
204
-  **Iris**
219
-  **Light Amethyst**
212
-  **Light Sapphire**
211
-  **Aquamarine**
202
-  **Sapphire**
206
-  **Majestic Blue¹**
296
-  **Light Turquoise**
263
-  **Denim Blue**
266
-  **Black Diamond**
215
-  **Peridot**
214
-  **Erinite**
360
-  **Emerald**
205
-  **Light Colorado Topaz**
246
-  **Light Topaz**
226
-  **Graphite**
253
-  **Jet**
280

EFFECTS

-  **Crystal Silver Shade**
001 SSHA
-  **Crystal Moonlight**
001 MOL
-  **Crystal Aurore Boreale**
001 AB
-  **Crystal Shimmer**
001 SHIM
-  **Crystal Golden Shadow**
001 GSHA
-  **Crystal Metallic Sunshine**
001 METSH
-  **Crystal Rose Gold**
001 ROGL
-  **Crystal Antique Pink**
001 ANTP
-  **Crystal Paradise Shine**
001 PARSH
-  **Crystal Vitrail Medium**
001 VM
-  **Crystal Volcano**
001 VOL
-  **Crystal Blue Shade**
001 BLSH
-  **Crystal Light Chrome**
001 LTCH
-  **Crystal Silver Night**
001 SINI
-  **Jet Hematite**
280 HEM

SHIMMER EFFECTS

-  **Light Rose Shimmer**
223 SHIM
-  **Rose Peach Shimmer**
262 SHIM
-  **Light Siam Shimmer**
227 SHIM
-  **Amethyst Shimmer**
204 SHIM
-  **Light Amethyst Shimmer**
212 SHIM
-  **Light Sapphire Shimmer**
211 SHIM
-  **Black Diamond Shimmer**
215 SHIM
-  **Erinite Shimmer**
360 SHIM
-  **Light Colorado Topaz Shimmer**
246 SHIM
-  **Light Topaz Shimmer**
226 SHIM

For details on available colors and effects for each article within the product groups, please see the product matrix of the respective item in the Collection 2021. For color and effect samples, please see the corresponding color chart.

Classic Colors/Effects:

This color range offers a wide choice of traditional Swarovski crystal colors and effects.

Exclusive Colors/Effects:

This color range is offered exclusively by Swarovski.

Colors and effects can appear different when illuminated with different light sources. Swarovski uses standard light source D50 for color decision and comparison. Slight changes in shades are unavoidable. Colors may vary according to cut and foiling.

The composition of Advanced Crystal is compliant with regulatory industry norms and laws regarding the restriction or prohibition of certain substances in the most relevant segments of our customers. Please note that the compliance of the crystal colors Light Siam and Siam varies according to certain industry regulations. Those regulations are indicated with * in the compliance overview. Indian Siam and Scarlet (option to Lt. Siam) conform to all CLEAR-lists. For further information please visit swarovski.com/s-professionals

¹ Majestic Blue's intense ultramarine hue is difficult to recreate accurately in print due to the fact that the CMYK color spectrum is used in the printing process. In order to get a truer impression of its color, please use RGB digital pictures or, ideally, ask for actual samples.

NUMERICAL ORDER

001	Crystal
001 AB	Crystal Aurore Boreale
001 ANTP	Crystal Antique Pink
<u>001 BLAPA</u>	<u>Crystal Black Patina</u>
001 BLSH	Crystal Blue Shade
<u>001 GOLPA</u>	<u>Crystal Gold Patina</u>
<u>001 IISH</u>	<u>Crystal Lilac Shadow</u>
<u>001 LTCH</u>	<u>Crystal Light Chrome</u>
001 METSH	Crystal Metallic Sunshine
001 MOL	Crystal Moonlight
<u>001 PARSH</u>	<u>Crystal Paradise Shine</u>
<u>001 ROGL</u>	<u>Crystal Rose Gold</u>
<u>001 ROSPA</u>	<u>Crystal Rose Patina</u>
001 SHIM	Crystal Shimmer
<u>001 SILPA</u>	<u>Crystal Silver Patina</u>
001 SINI	Crystal Silver Night
<u>001 SSHA</u>	<u>Crystal Silver Shade</u>
001 VM	Crystal Vitrail Medium
001 VOL	Crystal Volcano
<u>001 WHIPA</u>	<u>Crystal White Patina</u>
202	Aquamarine
204 SHIM	Amethyst Shimmer
205	Emerald
206	Sapphire
211	Light Sapphire
211 SHIM	Light Sapphire Shimmer
212	Light Amethyst
212 SHIM	Light Amethyst Shimmer
214	Peridot
215	Black Diamond
215 SHIM	Black Diamond Shimmer
<u>219</u>	<u>Iris</u>
223	Light Rose
223 SHIM	Light Rose Shimmer
226	Light Topaz
226 SHIM	Light Topaz Shimmer
227	Light Siam
227 SHIM	Light Siam Shimmer
246	Light Colorado Topaz
246 SHIM	Light Colorado Topaz Shimmer
<u>253</u>	<u>Graphite</u>
<u>257</u>	<u>Blush Rose</u>
261	Light Silk
262 SHIM	Rose Peach Shimmer
263	Light Turquoise
<u>266</u>	<u>Denim Blue</u>
<u>276</u>	<u>Scarlet</u>
280	Jet
280 HEM	Jet Hematite
<u>296</u>	<u>Majestic Blue</u> ¹
319	Vintage Rose
360	Erintite
360 SHIM	Erintite Shimmer
362	Light Peach
502	Fuchsia

For details on available colors and effects for each article within the product groups, please see the product matrix of the respective item in the Collection 2021. For color and effect samples, please see the corresponding color chart.

Classic Colors/Effects:

This color range offers a wide choice of traditional Swarovski crystal colors and effects.

Exclusive Colors/Effects:

This color range is offered exclusively by Swarovski.

¹ Majestic Blue's intense ultramarine hue is difficult to recreate accurately in print due to the fact that the CMYK color spectrum is used in the printing process. In order to get a truer impression of its color, please use RGB digital pictures or, ideally, ask for actual samples.

ALPHABETICAL ORDER

Amethyst Shimmer (204 SHIM)
Aquamarine (202)
Black Diamond (215)
Black Diamond Shimmer (215 SHIM)
<u>Blush Rose (257)</u>
Crystal (001)
Crystal Antique Pink (001 ANTP)
Crystal Aurore Boreale (001 AB)
<u>Crystal Black Patina (001 BLAPA)</u>
Crystal Blue Shade (001 BLSH)
<u>Crystal Gold Patina (001 GOLPA)</u>
Crystal Golden Shadow (001 GSHA)
<u>Crystal Light Chrome (001 LTCH)</u>
Crystal Metallic Sunshine (001 METSH)
Crystal Moonlight (001 MOL)
<u>Crystal Paradise Shine (001 PARSH)</u>
<u>Crystal Rose Gold (001 ROGL)</u>
<u>Crystal Rose Patina (001 ROSPA)</u>
Crystal Shimmer (001 SHIM)
Crystal Silver Night (001 SINI)
<u>Crystal Silver Patina (001 SILPA)</u>
<u>Crystal Silver Shade (001 SSHA)</u>
Crystal Vitrail Medium (001 VM)
Crystal Volcano (001 VOL)
<u>Denim Blue (266)</u>
Emerald (205)
Erintite (360)
Erintite Shimmer (360 SHIM)
Fuchsia (502)
<u>Graphite (253)</u>
<u>Iris (219)</u>
Jet (280)
Jet Hematite (280 HEM)
Light Amethyst (212)
Light Amethyst Shimmer (212 SHIM)
Light Colorado Topaz (246)
Light Colorado Topaz Shimmer (246 SHIM)
Light Peach (362)
Light Rose (223)
Light Rose Shimmer (223 SHIM)
Light Sapphire (211)
Light Sapphire Shimmer (211 SHIM)
Light Siam (227)
Light Siam Shimmer (227 SHIM)
Light Silk (261)
Light Topaz (226)
Light Topaz Shimmer (226 SHIM)
Light Turquoise (263)
<u>Majestic Blue (296)</u> ¹
Peridot (214)
Rose Peach Shimmer (262 SHIM)
Sapphire (206)
<u>Scarlet (276)</u>
Vintage Rose (319)
White Opal (234)

Colors and effects can appear different when illuminated with different light sources. Swarovski uses standard light source D50 for color decision and comparison. Slight changes in shades are unavoidable. Colors may vary according to cut and foiling.

The composition of Advanced Crystal is compliant with regulatory industry norms and laws regarding the restriction or prohibition of certain substances in the most relevant segments of our customers. Please note that the compliance of the crystal colors Light Siam and Siam varies according to certain industry regulations. Those regulations are indicated with * in the compliance overview. Indian Siam and Scarlet (option to Lt. Siam) conform to all CLEAR-lists. For further information please visit swarovski.com/s-professionals

SUMMARY

1 2



CORE ASSORTMENT
3188
3, 4, 5, 6, 7, 8 mm



CORE ASSORTMENT
3200
10, 12, 14, 16, 18 mm



3223
12x6, 18x9, 29x14,5 mm



CORE ASSORTMENT
3230
12x7, 18x10,5,
28x17 mm



CORE ASSORTMENT
3288
8, 10, 12 mm




3700
6, 8, 10, 12, 14 mm

SUMMARY

CORE ASSORTMENT

3188 XIRIUS Lochrose



Size	3 mm	4 mm	5 mm	6 mm	7 mm	8 mm
------	------	------	------	------	------	------

Crystal

- Crystal (001)
- Crystal F (001)

Colors

Plain Colors

- Amethyst F (204)
- Aquamarine F (202)
- Black Diamond F (215)
- Blush Rose F (257)
- Denim Blue F (266)
- Emerald F (205)
- Fuchsia F (502)
- Iris F (219)
- Jet (280)
- Light Colorado Topaz F (246)
- Light Peach F (362)
- Light Rose F (223)
- Light Siam F (227)
- Light Silk F (261)
- Scarlet F (276)

Crystal Effects

Transparent Effects

- Crystal Aurore Boreale F (001 AB)
- Crystal Blue Shade F (001 BLSH)
- Crystal Golden Shadow F (001 GSHA)
- Crystal Moonlight F (001 MOL)
- Crystal Paradise Shine F (001 PARSH)
- Crystal Silver Night (001 SINI)
- Crystal Silver Shade F (001 SSHA)

Metallic Effects

- Crystal Light Chrome F (001 LTCH)
- Crystal Metallic Sunshine F (001 METSH)

Color Effects

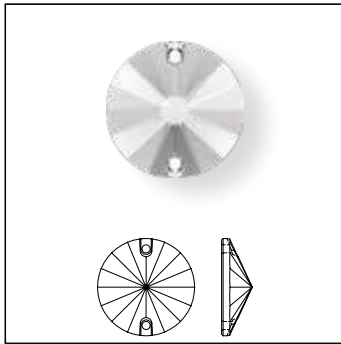
Metallic Effects

- Jet Hematite (280 HEM)

Crystal (001)	■	■	■			
Crystal F (001)	◆	◆	◆	■	■	■
Amethyst F (204)	◆	◆	◆			
Aquamarine F (202)	◆	◆	◆			
Black Diamond F (215)	■	■	■			
Blush Rose F (257)	■	■	■	■		
Denim Blue F (266)	■	■	■			
Emerald F (205)	◆	◆	◆			
Fuchsia F (502)	■	■	■			
Iris F (219)	■	■	■			
Jet (280)	◆	◆	◆			
Light Colorado Topaz F (246)	◆	◆	◆			
Light Peach F (362)	■	■	■			
Light Rose F (223)	◆	◆	◆			
Light Siam F (227)	■	■	■			
Light Silk F (261)	■	■	■			
Scarlet F (276)	◆	◆	◆			
Crystal Aurore Boreale F (001 AB)	■	■	■	■	■	■
Crystal Blue Shade F (001 BLSH)	■	■	■			
Crystal Golden Shadow F (001 GSHA)	■	■	■			
Crystal Moonlight F (001 MOL)	■	■	■			
Crystal Paradise Shine F (001 PARSH)	■	■	■			
Crystal Silver Night (001 SINI)		■	■			
Crystal Silver Shade F (001 SSHA)	■	■	■			
Crystal Light Chrome F (001 LTCH)	■	■	■	■		
Crystal Metallic Sunshine F (001 METSH)	■	■	■	■		
Jet Hematite (280 HEM)	■	■	■			

CORE ASSORTMENT

3200 Rivoli Sew-on Stone



Size	10 mm	12 mm	14 mm	16 mm	18 mm
------	-------	-------	-------	-------	-------

Crystal

Crystal F (001)

Colors

Plain Colors

Amethyst F (204)

Aquamarine F (202)

Black Diamond F (215)

Blush Rose F (257)

Emerald F (205)

Fuchsia F (502)

Iris F (219)

Jet (280)

Light Colorado Topaz F (246)

Light Rose F (223)

Light Siam F (227)

Light Turquoise F (263)

Scarlet F (276)

Crystal Effects

Transparent Effects

Crystal Aurore Boreale F (001 AB)

Crystal Golden Shadow F (001 GSHA)

Crystal Paradise Shine F (001 PARSH)

Metallic Effects

Crystal Metallic Sunshine F (001 METSH)

Color Effects

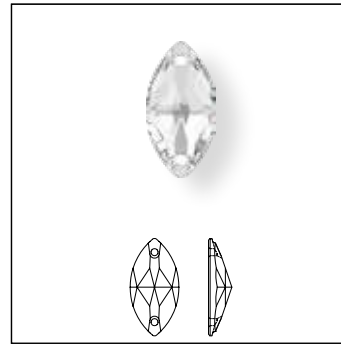
Transparent Effects

Amethyst Shimmer F (204 SHIM)

Metallic Effects

Jet Hematite (280 HEM)

3223 Navette Sew-on Stone



Size	12x6 mm	18x9 mm	29x14.5 mm
------	---------	---------	------------

Crystal

Crystal F (001)

Colors

Plain Colors

Amethyst F (204)

Jet (280)

Crystal Effects

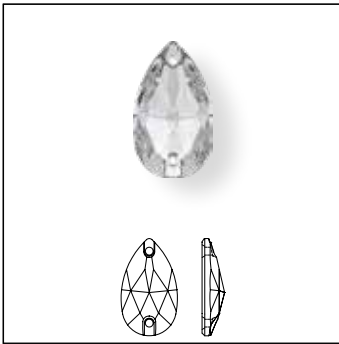
Transparent Effects

Crystal Aurore Boreale F (001 AB)

Crystal Golden Shadow F (001 GSHA)

CORE ASSORTMENT

3230 Drop Sew-on Stone



Size	12x7 mm	18x10.5 mm	28x17 mm
------	---------	------------	----------

Crystal

Crystal F (001)

Colors

Plain Colors

- Amethyst F (204)
- Aquamarine F (202)
- Black Diamond F (215)
- Emerald F (205)
- Erinite F (360)
- Jet (280)
- Light Amethyst F (212)
- Light Colorado Topaz F (246)
- Light Rose F (223)
- Light Sapphire F (211)
- Light Siam F (227)
- Light Topaz F (226)
- Light Turquoise F (263)
- Scarlet F (276)

Crystal Effects

Transparent Effects

- Crystal Aurore Boreale F (001 AB)
- Crystal Blue Shade F (001 BLSH)
- Crystal Golden Shadow (001 GSHA)
- Crystal Golden Shadow F (001 GSHA)
- Crystal Shimmer F (001 SHIM)
- Crystal Silver Night (001 SINI)

Metallic Effects

- Crystal Light Chrome F (001 LTCH)


Color Effects

Transparent Effects

- Amethyst Shimmer F (204 SHIM)
- Black Diamond Shimmer F (215 SHIM)
- Erinite Shimmer F (360 SHIM)
- Light Amethyst Shimmer F (212 SHIM)
- Light Colorado Topaz Shimmer F (246 SHIM)
- Light Rose Shimmer F (223 SHIM)
- Light Sapphire Shimmer F (211 SHIM)
- Light Siam Shimmer F (227 SHIM)
- Light Topaz Shimmer F (226 SHIM)

CORE ASSORTMENT

3288 XIRIUS Sew-on Stone



Size	8 mm	10 mm	12 mm
------	------	-------	-------

Crystal

Crystal F (001)

Colors

Plain Colors

- Amethyst F (204)
- Aquamarine F (202)
- Black Diamond F (215)
- Blush Rose F (257)
- Denim Blue F (266)
- Emerald F (205)
- Jet (280)
- Light Colorado Topaz F (246)
- Light Peach F (362)
- Light Rose F (223)
- Light Siam F (227)
- Scarlet F (276)

Crystal Effects

Transparent Effects

- Crystal Aurore Boreale F (001 AB)
- Crystal Blue Shade F (001 BLSH)
- Crystal Golden Shadow F (001 GSHA)
- Crystal Moonlight F (001 MOL)
- Crystal Paradise Shine F (001 PARSH)
- Crystal Silver Night (001 SINI)
- Crystal Silver Shade F (001 SSHA)

Metallic Effects


- Crystal Light Chrome F (001 LTCH)
- Crystal Metallic Sunshine F (001 METSH)

Color Effects

Metallic Effects

- Jet Hematite (280 HEM)

3700 Marguerite Lochrose



Size	6 mm	8 mm	10 mm	12 mm	14 mm
------	------	------	-------	-------	-------

Crystal

Crystal (001)

Crystal F (001)

Colors

Plain Colors

Amethyst (204)

Amethyst F (204)

Emerald (205)

Peridot (214)

Crystal Effects

Transparent Effects

Crystal Aurore Boreale (001 AB)

Crystal Vitrail Medium (001 VM)

Crystal (001)	■	■	■	■	
Crystal F (001)	■	■	■	■	■
Amethyst (204)	■				
Amethyst F (204)			■		
Emerald (205)	■	■	■	■	
Peridot (214)	■	■	■	■	
Crystal Aurore Boreale (001 AB)	■	■	■	■	
Crystal Vitrail Medium (001 VM)	■	■	■	■	

PRODUCT DETAILS

Article Size	Packing Unit = Minimum Order Quantity in Pieces	Average Net Weight in Gram per Packing Unit Crystal (001)	Average Gross Weight in Gram per Packing Unit Crystal (001)
3188			
3 mm	1,440	21.5	30.0
4 mm	1,440	47.6	56.0
5 mm	720	43.2	51.7
6 mm	360	35.7	44.1
7 mm	144	22.2	30.7
8 mm	144	33.2	41.7
3200			
10 mm	72	26.1	44.6
12 mm	72	54.9	74.0
14 mm	72	77.2	100.7
16 mm	72	115.8	139.4
18 mm	48	117.2	199.5
3223			
12x6 mm	48	13.1	34.2
18x9 mm	36	27.7	45.1
29x14.5 mm	24	74.28	101.3
3230			
12x7 mm	96	29.7	47.0
18x10.5 mm	72	70.5	90.7
28x17 mm	24	72.1	97.5
3288			
8 mm	144	51.0	61.9
10 mm	72	53.9	80.3
12 mm	72	69.8	96.5
3700			
6 mm	720	50.6	61.4
8 mm	288	62.2	88.4
10 mm	288	114.5	141.0
12 mm	144	105.4	128.5
14 mm	144	170.5	197.2